

Hunterdon County Board of Taxation

2017 Abstract of Ratables

Edmund C. Watkinson, President
Timothy J. Korzun, Vice President
Anthony J. Danzo, Commissioner
William T. Meglaughlin, Commissioner
Michael J. Pierce, Commissioner

Tony Porto
Tax Administrator

2017 ABSTRACT OF RATABLES FOR THE COUNTY OF HUNTERDON

TAXING DISTRICTS	1		2	3	4	5	6
	TAXABLE VALUE		TAXABLE VALUE OF LAND AND IMPROVEMENTS (COL 1A+1B)	TOTAL TAXABLE VALUE OF PARTIAL EXEMPTIONS & ABATEMENTS (ASSESSED VAL.)	NET TAXABLE VALUE OF LAND & IMPROVEMENTS (COL 2-3)	TAXABLE VALUE COMMUNICATION EQUIPMENT	NET TAXABLE VALUE (COL 4+5)
	(A)	(B) IMPROVEMENTS (INCLUDES PARTIAL EXEMPTIONS & ABATEMENTS)					
	LAND						
01:ALEXANDRIA TWP	262,399,279	453,843,300	716,242,579	0	716,242,579	168,184	716,410,763
02:BETHLEHEM TWP	175,691,728	353,050,400	528,742,128	0	528,742,128	95	528,742,223
03:BLOOMSBURY BORO	23,665,500	66,253,000	89,918,500	0	89,918,500	93	89,918,593
04:CALIFON BORO	56,065,708	89,263,500	145,329,208	0	145,329,208	100	145,329,308
05:TOWN OF CLINTON	120,701,250	246,348,300	367,049,550	0	367,049,550	0	367,049,550
06:CLINTON TWP	649,655,100	1,502,676,600	2,152,331,700	174,600	2,152,157,100	0	2,152,157,100
07:DELAWARE TWP	326,502,830	469,735,100	796,237,930	0	796,237,930	434,134	796,672,064
08:EAST AMWELL TWP	280,641,485	390,537,500	671,178,985	0	671,178,985	930,472	672,109,457
09:FLEMINGTON BORO	174,694,300	281,820,400	456,514,700	5,743,300	450,771,400	0	450,771,400
10:FRANKLIN TWP	224,914,335	316,868,300	541,782,635	0	541,782,635	1,403,600	543,186,235
11:FRENCHTOWN BORO	66,824,000	84,367,350	151,191,350	0	151,191,350	648,614	151,839,964
12:GLEN GARDNER BORO	39,779,661	99,757,400	139,537,061	0	139,537,061	0	139,537,061
13:HAMPTON BORO	39,197,982	81,214,135	120,412,117	0	120,412,117	0	120,412,117
14:HIGH BRIDGE BORO	121,742,100	210,001,200	331,743,300	2,163,200	329,580,100	0	329,580,100
15:HOLLAND TWP	191,440,930	434,077,811	625,518,741	0	625,518,741	1,428,395	626,947,136
16:KINGWOOD TWP	260,160,000	352,555,599	612,715,599	0	612,715,599	1,545,288	614,260,887
17:LAMBERTVILLE CITY	391,626,189	367,240,993	758,867,182	0	758,867,182	1,095,622	759,962,804
18:LEBANON BORO	88,495,703	185,953,400	274,449,103	117,200	274,331,903	0	274,331,903
19:LEBANON TWP	269,374,261	475,763,000	745,137,261	0	745,137,261	65,914	745,203,175
20:MILFORD BORO	45,495,100	69,503,541	114,998,641	0	114,998,641	182,071	115,180,712
21:RARITAN TWP	1,725,101,040	2,298,144,400	4,023,245,440	0	4,023,245,440	0	4,023,245,440
22:READINGTON TWP	965,263,048	1,646,772,500	2,612,035,548	0	2,612,035,548	257,705	2,612,293,253
23:STOCKTON BORO	54,027,100	37,721,200	91,748,300	0	91,748,300	90,653	91,838,953
24:TEWKSBURY TWP	584,721,155	773,207,910	1,357,929,065	0	1,357,929,065	0	1,357,929,065
25:UNION TWP	206,512,119	492,663,482	699,175,601	0	699,175,601	95	699,175,696
26:WEST AMWELL TWP	165,972,300	339,857,009	505,829,309	0	505,829,309	572,291	506,401,600
HUNTERDON	7,510,664,203	12,119,197,330	19,629,861,533	8,198,300	19,621,663,233	8,823,326	19,630,486,559

2017 ABSTRACT OF RATABLES FOR THE COUNTY OF HUNTERDON

TAXING DISTRICTS	7	8	9		10		11
	GENERAL TAX RATE PER \$100	COUNTY EQUALI- ZATION RATIO	TRUE VALUE		EQUALIZATION		NET VALUATION FOR COUNTY TAX APPORTIONMENT (COL 6-9A+9B -10A+10B)
			(A) UEZ ABATEMENT EXPIRED	(B) CLASS II RAILROADS	(A) AMOUNTS DEDUCTED	(B) AMOUNTS ADDED	
01:ALEXANDRIA TWP	2.566	91.50%	0	0		68,481,686	784,892,449
02:BETHLEHEM TWP	2.834	95.57%	0	0		25,641,573	554,383,796
03:BLOOMSBURY BORO	2.941	93.48%	0	0		6,767,284	96,685,877
04:CALIFON BORO	3.258	102.44%	0	0	3,043,586		142,285,722
05:TOWN OF CLINTON	3.157	94.69%	0	0		22,019,262	389,068,812
06:CLINTON TWP	2.537	94.76%	0	0		123,128,161	2,275,285,261
07:DELAWARE TWP	2.508	90.32%	0	0		88,678,614	885,350,678
08:EAST AMWELL TWP	2.340	93.07%	0	0		52,756,615	724,866,072
09:FLEMINGTON BORO	3.086	99.68%	0	0		5,068,387	455,839,787
10:FRANKLIN TWP	2.496	98.24%	0	0		11,966,659	555,152,894
11:FRENCHTOWN BORO	3.271	91.83%	0	0		15,053,764	166,893,728
12:GLEN GARDNER BORO	3.052	89.76%	0	0		16,146,080	155,683,141
13:HAMPTON BORO	3.114	101.90%	0	0	1,995,331		118,416,786
14:HIGH BRIDGE BORO	3.854	92.55%	0	0		29,259,292	358,839,392
15:HOLLAND TWP	2.654	94.84%	0	0		36,116,874	663,064,010
16:KINGWOOD TWP	2.200	100.91%	0	0	3,107,006		611,153,881
17:LAMBERTVILLE CITY	1.963	97.33%	0	0		24,829,551	784,792,355
18:LEBANON BORO	2.249	97.62%	0	0		7,179,507	281,511,410
19:LEBANON TWP	2.860	81.76%	0	0		168,363,343	913,566,518
20:MILFORD BORO	3.540	99.12%	0	0		6,776,530	121,957,242
21:RARITAN TWP	2.450	96.81%	0	0		145,914,191	4,169,159,631
22:READINGTON TWP	2.868	80.79%	0	0		625,723,010	3,238,016,263
23:STOCKTON BORO	2.095	98.06%	0	0		2,091,626	93,930,579
24:TEWKSBURY TWP	2.517	82.47%	0	0		292,812,918	1,650,741,983
25:UNION TWP	2.647	86.35%	0	0		112,731,388	811,907,084
26:WEST AMWELL TWP	2.240	103.41%	0	0	15,349,221		491,052,379
HUNTERDON		%	0	0	23,495,144	1,887,506,315	21,494,497,730

2017 ABSTRACT OF RATABLES FOR THE COUNTY OF HUNTERDON

SECTION 12 - A

TAXING DISTRICT	(i)	(ii)				(iii)	(iv)	(v)
	TOTAL COUNTY TAXES APPORTIONED	ADJUSTMENTS RESULTING FROM:				NET COUNTY TAXES APPORTIONED	MUNICIPAL BUDGET STATE AID	NET COUNTY TAXES APPORTIONED LESS STATE AID (COL.12 AHI-12AIV-COUNTY BPP ADJUSTMENT)
		(A) EQUAL TABLE APPEALS DEDUCT OVERPAY	ADD UNDERPAY	(B) APPEALS & CORRECTIONS DEDUCT OVERPAY	ADD UNDERPAY			
01:ALEXANDRIA TWP	2,425,272.30	.00	.00	1,585.89	.00	2,423,686.41	.00	2,423,686.41
02:BETHLEHEM TWP	1,713,013.89	.00	.00	1,278.22	.00	1,711,735.67	.00	1,711,735.67
03:BLOOMSBURY BORO	298,753.77	.00	.00	900.86	.00	297,852.91	.00	297,852.91
04:CALIFON BORO	439,654.66	.00	.00	538.61	.00	439,116.05	.00	439,116.05
05:TOWN OF CLINTON	1,202,200.14	.00	.00	813.34	.00	1,201,386.80	.00	1,201,386.80
06:CLINTON TWP	7,030,499.95	.00	.00	9,387.52	.00	7,021,112.43	.00	7,021,112.43
07:DELAWARE TWP	2,735,682.42	.00	.00	987.82	.00	2,734,694.60	.00	2,734,694.60
08:EAST AMWELL TWP	2,239,794.27	.00	.00	2,119.09	.00	2,237,675.18	.00	2,237,675.18
09:FLEMINGTON BORO	1,408,518.59	.00	.00	1,837.46	.00	1,406,681.13	.00	1,406,681.13
10:FRANKLIN TWP	1,715,390.35	.00	.00	3,247.44	.00	1,712,142.91	.00	1,712,142.91
11:FRENCHTOWN BORO	515,691.97	.00	.00	1,011.60	.00	514,680.37	.00	514,680.37
12:GLEN GARDNER BORO	481,051.91	.00	.00	182.32	.00	480,869.59	.00	480,869.59
13:HAMPTON BORO	365,901.02	.00	.00	489.22	.00	365,411.80	.00	365,411.80
14:HIGH BRIDGE BORO	1,108,792.98	.00	.00	1,413.72	.00	1,107,379.26	.00	1,107,379.26
15:HOLLAND TWP	2,048,829.47	.00	.00	3,676.56	.00	2,045,152.91	.00	2,045,152.91
16:KINGWOOD TWP	1,888,430.17	.00	.00	2,842.25	.00	1,885,587.92	.00	1,885,587.92
17:LAMBERTVILLE CITY	2,424,963.02	.00	.00	159.63	.00	2,424,803.39	.00	2,424,803.39
18:LEBANON BORO	869,853.99	.00	.00	6,251.47	.00	863,602.52	.00	863,602.52
19:LEBANON TWP	2,822,867.74	.00	.00	1,343.42	.00	2,821,524.32	.00	2,821,524.32
20:MILFORD BORO	376,840.83	.00	.00	305.42	.00	376,535.41	.00	376,535.41
21:RARITAN TWP	12,882,462.28	.00	.00	.00	6,951.98	12,889,414.26	.00	12,889,414.26
22:READINGTON TWP	10,005,283.10	.00	.00	11,507.06	.00	9,993,776.04	.00	9,993,776.04
23:STOCKTON BORO	290,240.06	.00	.00	991.58	.00	289,248.48	.00	289,248.48
24:TEWKSBURY TWP	5,100,697.31	.00	.00	8,340.51	.00	5,092,356.80	.00	5,092,356.80
25:UNION TWP	2,508,745.96	.00	.00	552.24	.00	2,508,193.72	.00	2,508,193.72
26:WEST AMWELL TWP	1,517,323.45	.00	.00	819.78	.00	1,516,503.67	.00	1,516,503.67
HUNTERDON	66,416,755.60	.00	.00	62,583.03	6,951.98	66,361,124.55	.00	66,361,124.55

2017 ABSTRACT OF RATABLES FOR THE COUNTY OF HUNTERDON

TAXING DISTRICTS	SECTION 12 - B			SECTION 12 - C		
	(A)	(B)	(C)	LOCAL TAXES TO BE RAISED FOR:		
	COUNTY LIBRARY TAXES APPORTIONED	COUNTY HEALTH SERVICE TAXES APPORTIONED	COUNTY OPEN SPACE TAXES APPORTIONED	(i) DISTRICT SCHOOL PURPOSES		
				(A) DISTRICT SCHOOL (adjusted for BPP)	(B) REG., CONSOL. & JOINT SCHOOL (adjusted for BPP)	(C) LOCAL SCHOOL (adjusted for BPP)
01:ALEXANDRIA TWP	242,639.55	.00	235,987.24	8,689,590.00	4,899,338.00	.00
02:BETHLEHEM TWP	171,364.48	.00	166,666.43	7,402,209.00	3,564,950.00	.00
03:BLOOMSBURY BORO	29,817.42	.00	29,000.65	1,723,370.00	.00	.00
04:CALIFON BORO	43,959.71	.00	42,754.75	2,302,663.00	1,028,293.00	.00
05:TOWN OF CLINTON	120,271.69	.00	116,974.59	5,148,101.00	2,052,238.00	.00
06:CLINTON TWP	702,879.47	.00	683,611.74	24,853,127.00	14,052,889.00	.00
07:DELAWARE TWP	273,774.77	.00	266,268.52	8,343,502.00	4,752,863.00	.00
08:EAST AMWELL TWP	224,017.54	.00	217,869.66	7,089,149.00	4,246,317.00	.00
09:FLEMINGTON BORO	.00	.00	136,964.06	6,087,968.00	1,958,050.00	.00
10:FRANKLIN TWP	171,403.48	.00	166,705.14	6,366,955.00	3,269,332.00	.00
11:FRENCHTOWN BORO	51,522.94	.00	50,110.25	2,020,817.00	978,582.00	.00
12:GLEN GARDNER BORO	48,140.47	.00	46,820.59	1,987,325.00	801,965.00	.00
13:HAMPTON BORO	36,581.33	.00	35,578.59	1,811,817.00	679,911.00	.00
14:HIGH BRIDGE BORO	110,860.75	.00	107,821.48	6,254,228.00	1,704,078.00	.00
15:HOLLAND TWP	204,738.33	.00	199,125.95	8,943,061.00	4,052,144.00	.00
16:KINGWOOD TWP	188,764.51	.00	183,590.41	5,833,355.00	3,788,314.00	.00
17:LAMBERTVILLE CITY	.00	.00	236,095.72	.00	9,591,098.00	.00
18:LEBANON BORO	86,444.53	.00	84,067.83	2,654,833.00	1,365,267.00	.00
19:LEBANON TWP	282,467.57	.00	274,722.81	9,926,000.00	5,528,162.00	.00
20:MILFORD BORO	.00	.00	36,662.00	1,931,752.00	891,163.00	.00
21:RARITAN TWP	1,290,400.86	.00	1,255,018.27	46,626,015.00	23,767,693.00	.00
22:READINGTON TWP	1,000,485.16	.00	973,060.36	29,299,293.00	18,681,637.00	.00
23:STOCKTON BORO	28,955.11	.00	28,161.61	.00	1,178,294.00	.00
24:TEWKSBURY TWP	509,784.60	.00	495,806.60	13,107,349.00	8,982,781.00	.00
25:UNION TWP	251,100.12	.00	244,215.54	8,715,718.00	4,751,565.00	.00
26:WEST AMWELL TWP	151,819.58	.00	147,655.09	.00	7,803,825.00	.00
HUNTERDON	6,222,193.97	.00	6,461,315.88	217,118,197.00	134,370,749.00	.00

2017 ABSTRACT OF RATABLES FOR THE COUNTY OF HUNTERDON

TAXING DISTRICTS	SECTION 12 - C			SECTION 12 - D TOTAL LEVY ON WHICH TAX RATE IS COMPUTED
	LOCAL TAXES TO BE RAISED FOR:			
	(ii) LOCAL MUNICIPAL PURPOSES			
	(A) MUNICIPAL BUDGET (adjusted for BPP)	(B) MUNICIPAL OPEN SPACE BUDGET	(C) MUNICIPAL LIBRARY BUDGET	
01:ALEXANDRIA TWP	1,604,131.00	286,564.31	.00	18,381,936.51
02:BETHLEHEM TWP	1,808,370.68	158,622.00	.00	14,983,918.26
03:BLOOMSBURY BORO	563,682.00	.00	.00	2,643,722.98
04:CALIFON BORO	848,415.00	29,066.00	.00	4,734,267.51
05:TOWN OF CLINTON	2,946,379.00	.00	.00	11,585,351.08
06:CLINTON TWP	6,854,907.76	430,431.42	.00	54,598,958.82
07:DELAWARE TWP	3,130,000.00	478,000.00	.00	19,979,102.89
08:EAST AMWELL TWP	1,439,706.12	268,200.00	.00	15,722,934.50
09:FLEMINGTON BORO	4,166,125.84	.00	150,836.32	13,906,625.35
10:FRANKLIN TWP	1,706,418.00	162,955.87	.00	13,555,912.40
11:FRENCHTOWN BORO	1,319,789.06	30,384.39	.00	4,965,886.01
12:GLEN GARDNER BORO	892,436.00	.00	.00	4,257,556.65
13:HAMPTON BORO	819,166.00	.00	.00	3,748,465.72
14:HIGH BRIDGE BORO	3,417,167.00	.00	.00	12,701,534.49
15:HOLLAND TWP	1,193,612.13	.00	.00	16,637,834.32
16:KINGWOOD TWP	1,446,531.00	184,600.00	.00	13,510,742.84
17:LAMBERTVILLE CITY	2,326,911.71	76,024.00	259,680.17	14,914,612.99
18:LEBANON BORO	1,114,866.00	.00	.00	6,169,080.88
19:LEBANON TWP	2,399,447.00	74,520.00	.00	21,306,843.70
20:MILFORD BORO	801,946.00	.00	38,822.00	4,076,880.41
21:RARITAN TWP	12,135,184.02	603,487.00	.00	98,567,212.41
22:READINGTON TWP	14,445,980.00	522,459.00	.00	74,916,690.56
23:STOCKTON BORO	398,618.75	.00	.00	1,923,277.95
24:TEWKSBURY TWP	5,311,745.00	678,965.00	.00	34,178,788.00
25:UNION TWP	1,893,462.01	139,835.14	.00	18,504,089.53
26:WEST AMWELL TWP	1,417,924.00	303,841.00	.00	11,341,568.34
HUNTERDON	76,402,921.08	4,427,955.13	449,338.49	511,813,795.10

2017 ABSTRACT OF RATABLES FOR THE COUNTY OF HUNTERDON

SECTION 13

REAL PROPERTY EXEMPT FROM TAXATION

TAXING DISTRICTS	(A)	(B)	(C)	(D)	(E)	(F)	(G)
	PUBLIC SCHOOL	OTHER SCHOOL	PUBLIC PROPERTY	CHURCH AND CHARITABLE	CEMETERIES AND GRAVEYARDS	OTHER EXEMPTS	TOTAL AMOUNT OF EXEMPTS (13A+B+C+D+E+F)
01:ALEXANDRIA TWP	45,297,500	0	10,840,300	6,184,000	286,200	2,903,900	65,511,900
02:BETHLEHEM TWP	4,233,197	0	20,600,229	2,151,100	213,300	2,393,900	29,591,726
03:BLOOMSBURY BORO	2,823,500	0	2,219,600	2,623,400	0	1,594,200	9,260,700
04:CALIFON BORO	3,021,600	0	1,493,300	3,949,900	290,800	3,562,100	12,317,700
05:TOWN OF CLINTON	3,197,600	0	11,413,700	3,742,000	836,800	5,986,000	25,176,100
06:CLINTON TWP	70,314,122	0	197,706,296	22,185,385	703,900	24,125,600	315,035,303
07:DELAWARE TWP	3,932,900	0	16,992,600	4,465,000	1,163,100	10,956,600	37,510,200
08:EAST AMWELL TWP	6,217,972	0	18,210,612	4,508,000	1,000,200	10,577,500	40,514,284
09:FLEMINGTON BORO	5,899,700	0	34,324,900	14,594,300	1,648,600	6,166,600	62,634,100
10:FRANKLIN TWP	4,289,700	0	14,238,600	11,151,500	450,300	5,390,900	35,521,000
11:FRENCHTOWN BORO	2,832,500	0	5,831,500	1,619,800	360,400	1,943,400	12,587,600
12:GLEN GARDNER BORO	0	0	2,502,542	554,200	124,500	2,352,800	5,534,042
13:HAMPTON BORO	3,066,800	0	2,208,300	1,794,800	328,300	3,924,500	11,322,700
14:HIGH BRIDGE BORO	5,681,938	0	16,424,900	3,626,174	0	1,083,437	26,816,449
15:HOLLAND TWP	13,631,000	0	13,106,900	5,110,500	0	3,806,200	35,654,600
16:KINGWOOD TWP	3,978,650	0	13,072,500	5,564,400	296,600	15,037,000	37,949,150
17:LAMBERTVILLE CITY	2,333,900	2,103,200	14,394,300	17,102,750	907,300	20,129,400	56,970,850
18:LEBANON BORO	3,975,150	0	6,924,200	4,260,517	605,900	1,378,900	17,144,667
19:LEBANON TWP	26,409,600	995,800	136,908,500	6,419,000	78,600	9,363,000	180,174,500
20:MILFORD BORO	883,800	0	9,312,000	3,837,900	344,100	1,973,300	16,351,100
21:RARITAN TWP	111,505,654	0	98,674,585	90,162,363	550,600	43,742,346	344,635,548
22:READINGTON TWP	22,054,805	0	56,245,135	14,186,325	1,588,200	21,319,900	115,394,365
23:STOCKTON BORO	479,800	0	7,443,600	1,792,800	13,000	1,981,700	11,710,900
24:TEWKSBURY TWP	17,400,180	0	30,376,200	5,938,000	910,400	14,125,400	68,750,180
25:UNION TWP	17,902,000	0	227,641,400	4,295,900	242,500	3,567,300	253,649,100
26:WEST AMWELL TWP	16,784,000	0	19,206,300	4,036,800	134,900	4,622,700	44,784,700
HUNTERDON	398,147,568	3,099,000	988,312,999	245,856,814	13,078,500	224,008,583	1,872,503,464

2017 ABSTRACT OF RATABLES FOR THE COUNTY OF HUNTERDON

TAXING DISTRICTS	SECTION 14				SECTION 15	
	AMOUNT OF MISCELLANEOUS REVENUES TO SUPPORT LOCAL BUDGET				DEDUCTIONS ALLOWED	
	(A)	(B)	(C)	(D)	(A)	(B)
	SURPLUS REVENUE	MISCELLANEOUS REVENUES ANTICIPATED	RECEIPTS FROM DELINQUENT TAX	TOTAL OF MISCELLANEOUS REVENUES (COL. 14A+B+C)	SENIOR CITIZEN, DISABLED AND SURVIVING SPOUSE	VETERANS AND WIDOWS
01:ALEXANDRIA TWP	540,565.25	558,312.00	216,000.88	1,314,878.13	3,250.00	29,650.00
02:BETHLEHEM TWP	2,250,000.00	451,628.87	235,000.00	2,936,628.87	3,250.00	27,500.00
03:BLOOMSBURY BORO	206,100.00	80,753.77	60,000.00	346,853.77	250.00	6,750.00
04:CALIFON BORO	115,000.00	139,001.00	37,500.00	291,501.00	1,250.00	5,250.00
05:TOWN OF CLINTON	330,000.00	826,726.90	190,000.00	1,346,726.90	500.00	12,500.00
06:CLINTON TWP	.00	5,466,662.31	491,000.00	5,957,662.31	3,500.00	68,750.00
07:DELAWARE TWP	357,030.96	661,278.39	261,615.26	1,279,924.61	4,750.00	39,500.00
08:EAST AMWELL TWP	175,000.00	927,293.88	242,000.00	1,344,293.88	4,000.00	33,000.00
09:FLEMINGTON BORO	85,000.00	825,374.00	300,000.00	1,210,374.00	3,000.00	12,500.00
10:FRANKLIN TWP	592,600.00	765,221.65	200,000.00	1,557,821.65	1,750.00	20,500.00
11:FRENCHTOWN BORO	255,000.00	358,030.11	180,000.00	793,030.11	1,250.00	8,250.00
12:GLEN GARDNER BORO	171,700.00	206,442.31	40,166.68	418,308.99	1,000.00	6,500.00
13:HAMPTON BORO	85,000.00	157,518.73	70,000.00	312,518.73	500.00	7,750.00
14:HIGH BRIDGE BORO	500,000.00	1,875,366.01	174,000.00	2,549,366.01	2,750.00	16,750.00
15:HOLLAND TWP	700,000.00	3,313,387.87	210,000.00	4,223,387.87	12,500.00	55,250.00
16:KINGWOOD TWP	572,300.00	571,610.36	355,638.00	1,499,548.36	5,250.00	24,000.00
17:LAMBERTVILLE CITY	465,585.00	1,907,538.00	190,486.00	2,563,609.00	6,000.00	22,500.00
18:LEBANON BORO	359,000.00	485,628.01	114,211.25	958,839.26	2,000.00	9,750.00
19:LEBANON TWP	500,000.00	2,797,955.00	280,000.00	3,577,955.00	5,000.00	36,250.00
20:MILFORD BORO	155,800.00	350,922.00	71,660.00	578,382.00	3,000.00	9,750.00
21:RARITAN TWP	1,424,050.00	4,369,731.39	600,000.00	6,393,781.39	15,250.00	112,500.00
22:READINGTON TWP	1,756,000.00	3,887,328.00	700,000.00	6,343,328.00	9,500.00	111,500.00
23:STOCKTON BORO	165,000.00	142,628.92	10,000.00	317,628.92	.00	5,500.00
24:TEWKSBURY TWP	2,196,795.00	1,860,114.00	295,000.00	4,351,909.00	2,000.00	31,500.00
25:UNION TWP	500,000.00	773,985.76	125,000.00	1,398,985.76	2,500.00	25,000.00
26:WEST AMWELL TWP	263,000.00	1,940,830.00	185,000.00	2,388,830.00	3,500.00	25,500.00
HUNTERDON	14,720,526.21	35,701,269.24	5,834,278.07	56,256,073.52	97,500.00	764,150.00

2017 ABSTRACT OF RATABLES FOR THE COUNTY OF HUNTERDON

ADDENDUM TO ABSTRACT OF RATABLES -- ASSESSED VALUE OF PARTIAL EXEMPTIONS & ABATEMENTS (COLUMN 3)

TAXING DISTRICTS	(1) POLLUTION CONTROL	(2) FIRE SUPPRESSION	(3) FALLOUT SHELTER	(4) WATER- SEWER FACILITY	(5) RENEWABLE ENERGY	(6) UEZ ABATEMENT	(7) HOME IMPROVEMENT	(8) MULTI- FAMILY DWELLING	(9) CLASS 4 ABATEMENT
01:ALEXANDRIA TWP	0	0	0	0	0	0	0	0	0
02:BETHLEHEM TWP	0	0	0	0	0	0	0	0	0
03:BLOOMSBURY BORO	0	0	0	0	0	0	0	0	0
04:CALIFON BORO	0	0	0	0	0	0	0	0	0
05:TOWN OF CLINTON	0	0	0	0	0	0	0	0	0
06:CLINTON TWP	0	174,600	0	0	0	0	0	0	0
07:DELAWARE TWP	0	0	0	0	0	0	0	0	0
08:EAST AMWELL TWP	0	0	0	0	0	0	0	0	0
09:FLEMINGTON BORO	0	0	0	0	0	0	0	0	0
10:FRANKLIN TWP	0	0	0	0	0	0	0	0	0
11:FRENCHTOWN BORO	0	0	0	0	0	0	0	0	0
12:GLEN GARDNER BORO	0	0	0	0	0	0	0	0	0
13:HAMPTON BORO	0	0	0	0	0	0	0	0	0
14:HIGH BRIDGE BORO	0	0	0	0	0	0	0	0	0
15:HOLLAND TWP	0	0	0	0	0	0	0	0	0
16:KINGWOOD TWP	0	0	0	0	0	0	0	0	0
17:LAMBERTVILLE CITY	0	0	0	0	0	0	0	0	0
18:LEBANON BORO	0	117,200	0	0	0	0	0	0	0
19:LEBANON TWP	0	0	0	0	0	0	0	0	0
20:MILFORD BORO	0	0	0	0	0	0	0	0	0
21:RARITAN TWP	0	0	0	0	0	0	0	0	0
22:READINGTON TWP	0	0	0	0	0	0	0	0	0
23:STOCKTON BORO	0	0	0	0	0	0	0	0	0
24:TEWKSBURY TWP	0	0	0	0	0	0	0	0	0
25:UNION TWP	0	0	0	0	0	0	0	0	0
26:WEST AMWELL TWP	0	0	0	0	0	0	0	0	0
HUNTERDON	0	291,800	0	0	0	0	0	0	0

2017 ABSTRACT OF RATABLES FOR THE COUNTY OF HUNTERDON

ADDENDUM TO ABSTRACT OF RATABLES -- ASSESSED VALUE OF PARTIAL EXEMPTIONS & ABATEMENTS (CONTINUED)

TAXING DISTRICTS	(10) DWELLING ABATEMENT	(11) DWELLING EXEMPTION	(12) NEW DWELLING CONVERSION ABATEMENT	(13) NEW DWELLING CONVERSION EXEMPTION	(14) MULTI-DWELLING EXEMPTION	(15) MULTI-DWELLING ABATEMENT	(16) COMMERCIAL/ INDUSTRIAL EXEMPTION	(17) TOTAL VALUE
01:ALEXANDRIA TWP	0	0	0	0	0	0	0	0
02:BETHLEHEM TWP	0	0	0	0	0	0	0	0
03:BLOOMSBURY BORO	0	0	0	0	0	0	0	0
04:CALIFON BORO	0	0	0	0	0	0	0	0
05:TOWN OF CLINTON	0	0	0	0	0	0	0	0
06:CLINTON TWP	0	0	0	0	0	0	0	174,600
07:DELAWARE TWP	0	0	0	0	0	0	0	0
08:EAST AMWELL TWP	0	0	0	0	0	0	0	0
09:FLEMINGTON BORO	25,000	0	0	0	0	0	5,718,300	5,743,300
10:FRANKLIN TWP	0	0	0	0	0	0	0	0
11:FRENCHTOWN BORO	0	0	0	0	0	0	0	0
12:GLEN GARDNER BORO	0	0	0	0	0	0	0	0
13:HAMPTON BORO	0	0	0	0	0	0	0	0
14:HIGH BRIDGE BORO	55,700	0	0	0	0	0	2,107,500	2,163,200
15:HOLLAND TWP	0	0	0	0	0	0	0	0
16:KINGWOOD TWP	0	0	0	0	0	0	0	0
17:LAMBERTVILLE CITY	0	0	0	0	0	0	0	0
18:LEBANON BORO	0	0	0	0	0	0	0	117,200
19:LEBANON TWP	0	0	0	0	0	0	0	0
20:MILFORD BORO	0	0	0	0	0	0	0	0
21:RARITAN TWP	0	0	0	0	0	0	0	0
22:READINGTON TWP	0	0	0	0	0	0	0	0
23:STOCKTON BORO	0	0	0	0	0	0	0	0
24:TEWKSBURY TWP	0	0	0	0	0	0	0	0
25:UNION TWP	0	0	0	0	0	0	0	0
26:WEST AMWELL TWP	0	0	0	0	0	0	0	0
HUNTERDON	80,700	0	0	0	0	0	7,825,800	8,198,300

2017 ABSTRACT OF RATABLES FOR THE COUNTY OF HUNTERDON

ADDENDUM -- EQUALIZED VALUE BASED ON IN LIEU OF TAXES (COL.10B)

TAXING DISTRICTS	(1) C.12 PL 1977 IN LIEU OF TAX	(2) NJ HOUSING FINANCE AGENCY	(3) URBAN RENEWAL	(4) OTHER	(5) TOTAL
01:ALEXANDRIA TWP	0	0	0	0	0
02:BETHLEHEM TWP	0	0	0	0	0
03:BLOOMSBURY BORO	0	0	0	0	0
04:CALIFON BORO	0	0	0	0	0
05:TOWN OF CLINTON	0	0	0	0	0
06:CLINTON TWP	0	0	0	0	0
07:DELAWARE TWP	0	0	0	0	0
08:EAST AMWELL TWP	0	0	0	0	0
09:FLEMINGTON BORO	0	0	0	0	0
10:FRANKLIN TWP	0	0	0	0	0
11:FRENCHTOWN BORO	0	0	0	0	0
12:GLEN GARDNER BORO	0	0	0	0	0
13:HAMPTON BORO	0	0	0	0	0
14:HIGH BRIDGE BORO	0	0	0	0	0
15:HOLLAND TWP	0	0	0	0	0
16:KINGWOOD TWP	0	0	0	0	0
17:LAMBERTVILLE CITY	0	0	0	0	0
18:LEBANON BORO	0	0	0	0	0
19:LEBANON TWP	0	0	0	0	0
20:MILFORD BORO	0	0	0	0	0
21:RARITAN TWP	0	0	0	0	0
22:READINGTON TWP	0	0	0	0	0
23:STOCKTON BORO	0	0	0	0	0
24:TEWKSBURY TWP	0	0	0	0	0
25:UNION TWP	0	0	0	0	0
26:WEST AMWELL TWP	0	0	0	0	0
HUNTERDON	0	0	0	0	0

2017 ABSTRACT OF RATABLES FOR THE COUNTY OF HUNTERDON

TAXING DISTRICT	ADDENDUM: STATE AID ADJUSTMENT FOR BPP			ADDENDUM: REAP DISTRIBUTION SUMMARY		
	COUNTY	SCHOOL	MUNICIPAL	ELIGIBLE PROPERTY ASSESSMENTS	R.E.A.P. AID	TAX RATE CREDIT
01:ALEXANDRIA TWP						
02:BETHLEHEM TWP						
03:BLOOMSBURY BORO						
04:CALIFON BORO						
05:TOWN OF CLINTON						
06:CLINTON TWP						
07:DELAWARE TWP						
08:EAST AMWELL TWP						
09:FLEMINGTON BORO						
10:FRANKLIN TWP						
11:FRENCHTOWN BORO						
12:GLEN GARDNER BORO						
13:HAMPTON BORO						
14:HIGH BRIDGE BORO						
15:HOLLAND TWP						
16:KINGWOOD TWP						
17:LAMBERTVILLE CITY						
18:LEBANON BORO						
19:LEBANON TWP						
20:MILFORD BORO						
21:RARITAN TWP						
22:READINGTON TWP						
23:STOCKTON BORO						
24:TEWKSBURY TWP						
25:UNION TWP						
26:WEST AMWELL TWP						
HUNTERDON						

2017 ABSTRACT OF RATABLES FOR THE COUNTY OF HUNTERDON


SPECIAL TAXING DISTRICTS

TAXING DISTRICT	SPECIAL TAXING DISTRICT	NUMBER OF RATABLES	RATABLE VALUE	BUDGET	SPECIAL DISTRICT RATE
08: EAST AMWELL TWP	FIRE DISTRICT: F01	2,100	672,109,457	238,285.00	.036
09: FLEMINGTON BORO	SPEC IMPROVEMENT: S01	182	138,032,300	220,498.00	.160
09: FLEMINGTON BORO	SPEC IMPROVEMENT: S02	49	84,701,100	112,485.00	.133
10: FRANKLIN TWP	FIRE DISTRICT: F01	1,618	543,186,235	338,791.00	.063
17: LAMBERTVILLE CITY	FIRE DISTRICT: F01	2,045	759,962,804	592,588.00	.078

2017 ABSTRACT OF RATABLES FOR THE COUNTY OF HUNTERDON

Total Amount of Miscellaneous Revenues (included Surplus Revenues Appropriated) for the Support of the County Budget	22,400,695.10
Rate per \$100 to be applied to Column 11 for apportionment of County Taxes30899422
Net County Taxes Apportioned (Column 12 A iii)	66,361,124.55
* Adjustments (Net Total (Column 12 A i))	55,631.05
* Net Overpayments are added to the Net Taxes Apportioned Net Underpayments are deducted from the Net Taxes Apportioned	
Rate per \$100 to be applied to Column 11 for apportionment of Library Taxes03093400
Rate per \$100 to be applied to Column 11 for apportionment of Health Taxes00000000
Rate per \$100 to be applied to Column 11 for apportionment of Open Space Taxes03008586
County Percentage Level of Taxable Value of Real Property is 100%	

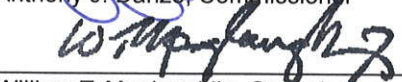
HUNTERDON COUNTY BOARD OF TAXATION




Edmund C. Watkinson, President

Timothy J. Korzun, Vice President

Anthony J. Danzo, Commissioner



William T. Meglaughlin, Commissioner



Michael J. Pierce, Commissioner

ATTEST: 

Tony Porto, Tax Administrator

I hereby certify this to be a true copy of the Abstract of Ratables and Exemptions for the County of HUNTERDON,
State of New Jersey for the year 2017 as filed with me by the HUNTERDON County Board of Taxation

2017 Hunterdon County Tax Rates

Municipality	County Tax	County Library Tax	County Open Space Tax	District School Tax	Regional School Tax	Municipal Purpose	Municipal Open Space	Municipal Library Tax	General Tax Rate	Special Taxing District Tax Rate*	
Alexandria Township	0.338	0.034	0.033	1.213	0.684	0.224	0.040	0.000	2.566		
Bethlehem Township	0.323	0.033	0.032	1.400	0.674	0.342	0.030	0.000	2.834		
Bloomsbury Borough	0.331	0.034	0.032	1.917	0.000	0.627	0.000	0.000	2.941		
Califon Borough	0.302	0.031	0.030	1.584	0.708	0.583	0.020	0.000	3.258		
Town of Clinton	0.327	0.033	0.032	1.403	0.559	0.803	0.000	0.000	3.157		
Clinton Township	0.326	0.033	0.032	1.155	0.653	0.318	0.020	0.000	2.537		
Delaware Township	0.343	0.034	0.034	1.048	0.596	0.393	0.060	0.000	2.508		
East Amwell Township	0.332	0.034	0.033	1.055	0.632	0.214	0.040	0.000	2.340	F01 .036	
Flemington Borough	0.312	0.000	0.031	1.351	0.435	0.924	0.000	0.033	3.086	B01 .160	B02 .133
Franklin Township	0.315	0.032	0.031	1.172	0.602	0.314	0.030	0.000	2.496	F01 .063	
Frenchtown Borough	0.338	0.034	0.034	1.331	0.645	0.869	0.020	0.000	3.271		
Glen Gardner Borough	0.344	0.035	0.034	1.425	0.575	0.639	0.000	0.000	3.052		
Hampton Borough	0.303	0.031	0.030	1.505	0.565	0.680	0.000	0.000	3.114		
High Bridge Borough	0.336	0.033	0.033	1.898	0.517	1.037	0.000	0.000	3.854		
Holland Township	0.326	0.033	0.032	1.427	0.646	0.190	0.000	0.000	2.654		
Kingwood Township	0.307	0.031	0.030	0.950	0.617	0.235	0.030	0.000	2.200		
Lambertville City	0.319	0.000	0.031	0.000	1.262	0.306	0.010	0.035	1.963	F01 .078	
Lebanon Borough	0.314	0.032	0.031	0.968	0.498	0.406	0.000	0.000	2.249		
Lebanon Township	0.379	0.038	0.037	1.332	0.742	0.322	0.010	0.000	2.860		
Milford Borough	0.326	0.000	0.032	1.678	0.774	0.696	0.000	0.034	3.540		
Raritan Township	0.320	0.032	0.031	1.159	0.591	0.302	0.015	0.000	2.450		
Readington Township	0.382	0.039	0.037	1.122	0.715	0.553	0.020	0.000	2.868		
Stockton Borough	0.315	0.032	0.031	0.000	1.283	0.434	0.000	0.000	2.095		
Tewksbury Township	0.375	0.038	0.036	0.965	0.662	0.391	0.050	0.000	2.517		
Union Township	0.358	0.036	0.035	1.247	0.680	0.271	0.020	0.000	2.647		
West Amwell Township	0.299	0.030	0.030	0.000	1.541	0.280	0.060	0.000	2.240		

*Fire Taxing District = F01

*Business Improvement District= B01,B02

2017 Line Item Breakdown

Municipality	Class 1	Class 2	Class 3A	Class 3B	Class 4A	Class 4B	Class 4C	Personal Property	Total Line Items
Alexandria Township	129	1,513	263	399	32	3	1	2	2,342
Bethlehem Township	136	1,270	126	212	23	7	-	1	1,775
Bloomsbury Borough	35	318	1	6	17	4	3	2	386
Califon Borough	52	384	4	17	29	1	2	1	490
Town of Clinton	42	865	1	4	116	-	9	1	1,038
Clinton Township	174	4,359	112	215	269	9	4	2	5,144
Delaware Township	117	1,364	446	670	36	10	2	2	2,647
East Amwell Township	152	1,247	234	396	63	-	6	2	2,100
Flemington Borough	36	850	-	-	227	2	11	2	1,128
Franklin Township	53	912	250	369	23	4	3	2	1,616
Frenchtown Borough	66	424	1	5	62	6	8	1	573
Glen Gardner Borough	54	703	8	13	15	1	4	2	800
Hampton Borough	49	452	7	18	21	2	2	2	553
High Bridge Borough	82	1,332	6	8	36	7	3	1	1,475
Holland Township	142	1,869	169	257	27	7	1	2	2,474
Kingwood Township	133	1,181	293	531	53	4	4	2	2,201
Lambertville City	194	1,608	2	11	182	8	39	2	2,046
Lebanon Borough	19	573	1	8	59	7	3	1	671
Lebanon Township	178	2,058	206	326	78	5	4	2	2,857
Milford Borough	62	417	4	9	42	3	1	1	539
Raritan Township	524	7,951	146	267	382	29	6	1	9,306
Readington Township	306	5,748	287	449	248	44	3	2	7,087
Stockton Borough	16	209	2	2	22	-	2	1	254
Tewksbury Township	147	1,952	346	541	42	1	-	1	3,030
Union Township	111	1,744	101	154	67	5	1	2	2,185
West Amwell Township	168	932	140	274	62	6	3	1	1,586
Total	3,177	42,235	3,156	5,161	2,233	175	125	41	56,303

Class 1	Vacant Land	Class 4A	Commercial
Class 2	Residential	Class 4B	Industrial
Class 3A	Farmhouse (Regular)	Class 4C	Apartment
Class 3B	Qualified Farmland		

2017 Ratable Breakdown

Municipality	Class 1	Class 2	Class 3A	Class 3B	Class 4A	Class 4B	Class 4C	Personal Property	Total Valuation (Column 6)
Alexandria Twp.	\$ 8,131,900	\$ 576,752,800	\$ 107,236,400	\$ 4,149,679	\$ 18,905,200	\$ 836,200	\$ 230,400	\$ 168,184	\$ 716,410,763
Bethlehem Twp.	\$ 5,901,100	\$ 451,871,100	\$ 41,376,000	\$ 1,880,228	\$ 20,518,000	\$ 7,195,700	\$ -	\$ 95	\$ 528,742,223
Bloomsbury Boro.	\$ 469,400	\$ 68,098,000	\$ 331,300	\$ 141,200	\$ 17,613,000	\$ 2,022,500	\$ 1,243,100	\$ 93	\$ 89,918,593
Califon Boro.	\$ 1,249,800	\$ 126,173,100	\$ 1,437,500	\$ 23,608	\$ 15,658,200	\$ 404,900	\$ 382,100	\$ 100	\$ 145,329,308
Town of Clinton	\$ 5,154,400	\$ 274,311,500	\$ 119,750	\$ 44,300	\$ 72,190,800	\$ -	\$ 15,228,800	\$ -	\$ 367,049,550
Clinton Twp.	\$ 12,170,800	\$ 1,725,515,200	\$ 50,999,200	\$ 2,660,200	\$ 186,206,700	\$ 155,262,100	\$ 19,342,900	\$ -	\$ 2,152,157,100
Delaware Twp.	\$ 6,357,320	\$ 537,507,700	\$ 219,692,500	\$ 6,501,710	\$ 17,968,600	\$ 7,270,600	\$ 939,500	\$ 434,134	\$ 796,672,064
East Amwell Twp.	\$ 8,836,200	\$ 453,019,600	\$ 115,304,600	\$ 4,967,585	\$ 86,788,800	\$ -	\$ 2,262,200	\$ 930,472	\$ 672,109,457
Flemington Boro.	\$ 2,839,400	\$ 220,991,100	\$ -	\$ -	\$ 179,626,200	\$ 1,871,200	\$ 45,443,500	\$ -	\$ 450,771,400
Franklin Twp.	\$ 2,752,600	\$ 386,549,700	\$ 108,880,800	\$ 4,111,735	\$ 36,421,500	\$ 2,028,900	\$ 1,037,400	\$ 1,403,600	\$ 543,186,235
Frenchtown Boro.	\$ 4,261,200	\$ 110,497,100	\$ 449,600	\$ 11,200	\$ 26,563,300	\$ 3,726,350	\$ 5,682,600	\$ 648,614	\$ 151,839,964
Glen Gardner Boro.	\$ 1,308,003	\$ 129,537,400	\$ 1,960,900	\$ 44,958	\$ 4,904,700	\$ 568,600	\$ 1,212,500	\$ -	\$ 139,537,061
Hampton Boro.	\$ 2,016,318	\$ 107,624,985	\$ 2,611,750	\$ 106,714	\$ 4,966,350	\$ 856,000	\$ 2,230,000	\$ -	\$ 120,412,117
High Bridge Boro.	\$ 1,301,600	\$ 303,934,300	\$ 2,081,400	\$ 10,500	\$ 12,413,800	\$ 8,751,500	\$ 1,087,000	\$ -	\$ 329,580,100
Holland Twp.	\$ 8,046,300	\$ 527,053,100	\$ 62,836,000	\$ 2,569,630	\$ 14,136,311	\$ 10,448,100	\$ 429,300	\$ 1,428,395	\$ 626,947,136
Kingwood Twp.	\$ 20,706,400	\$ 427,194,899	\$ 113,641,700	\$ 5,300,000	\$ 34,962,400	\$ 8,921,900	\$ 1,988,300	\$ 1,545,288	\$ 614,260,887
Lambertville City	\$ 5,475,183	\$ 597,964,000	\$ 1,494,300	\$ 2,206	\$ 118,411,300	\$ 11,290,500	\$ 24,229,693	\$ 1,095,622	\$ 759,962,804
Lebanon Boro.	\$ 1,418,900	\$ 154,509,500	\$ 681,000	\$ 29,923	\$ 80,837,600	\$ 8,713,980	\$ 28,141,000	\$ -	\$ 274,331,903
Lebanon Twp.	\$ 9,125,600	\$ 617,929,600	\$ 73,487,117	\$ 2,204,744	\$ 37,264,300	\$ 3,213,500	\$ 1,912,400	\$ 65,914	\$ 745,203,175
Milford Boro.	\$ 2,138,600	\$ 94,080,271	\$ 1,418,800	\$ 21,900	\$ 12,447,070	\$ 1,992,000	\$ 2,900,000	\$ 182,071	\$ 115,180,712
Raritan Twp.	\$ 51,373,300	\$ 3,171,053,600	\$ 65,031,600	\$ 2,883,240	\$ 620,335,100	\$ 99,855,400	\$ 12,713,200	\$ -	\$ 4,023,245,440
Readington Twp.	\$ 26,021,500	\$ 2,058,524,200	\$ 125,242,400	\$ 4,674,248	\$ 342,292,300	\$ 53,912,800	\$ 1,368,100	\$ 257,705	\$ 2,612,293,253
Stockton Boro.	\$ 904,300	\$ 75,780,600	\$ 845,100	\$ 18,400	\$ 13,181,300	\$ -	\$ 1,018,600	\$ 90,653	\$ 91,838,953
Tewksbury Twp.	\$ 8,995,200	\$ 1,064,521,600	\$ 230,415,610	\$ 3,473,255	\$ 47,719,400	\$ 2,804,000	\$ -	\$ -	\$ 1,357,929,065
Union Twp.	\$ 13,952,608	\$ 528,600,700	\$ 37,425,800	\$ 1,036,261	\$ 113,430,532	\$ 4,498,800	\$ 230,900	\$ 95	\$ 699,175,696
West Amwell Twp.	\$ 9,444,200	\$ 369,790,000	\$ 76,439,600	\$ 2,238,300	\$ 31,771,109	\$ 14,845,900	\$ 1,300,200	\$ 572,291	\$ 506,401,600
Total	\$ 220,352,132	\$ 15,159,385,655	\$ 1,441,440,727	\$ 49,105,724	\$ 2,167,533,872	\$ 411,291,430	\$ 172,553,693	\$ 8,823,326	\$ 19,630,486,559

Class 1
Class 2
Class 3A
Class 3B

Vacant Land
Residential
Farmhouse (Regular)
Qualified Farmland

Class 4A
Class 4B
Class 4C

Commercial
Industrial
Apartment

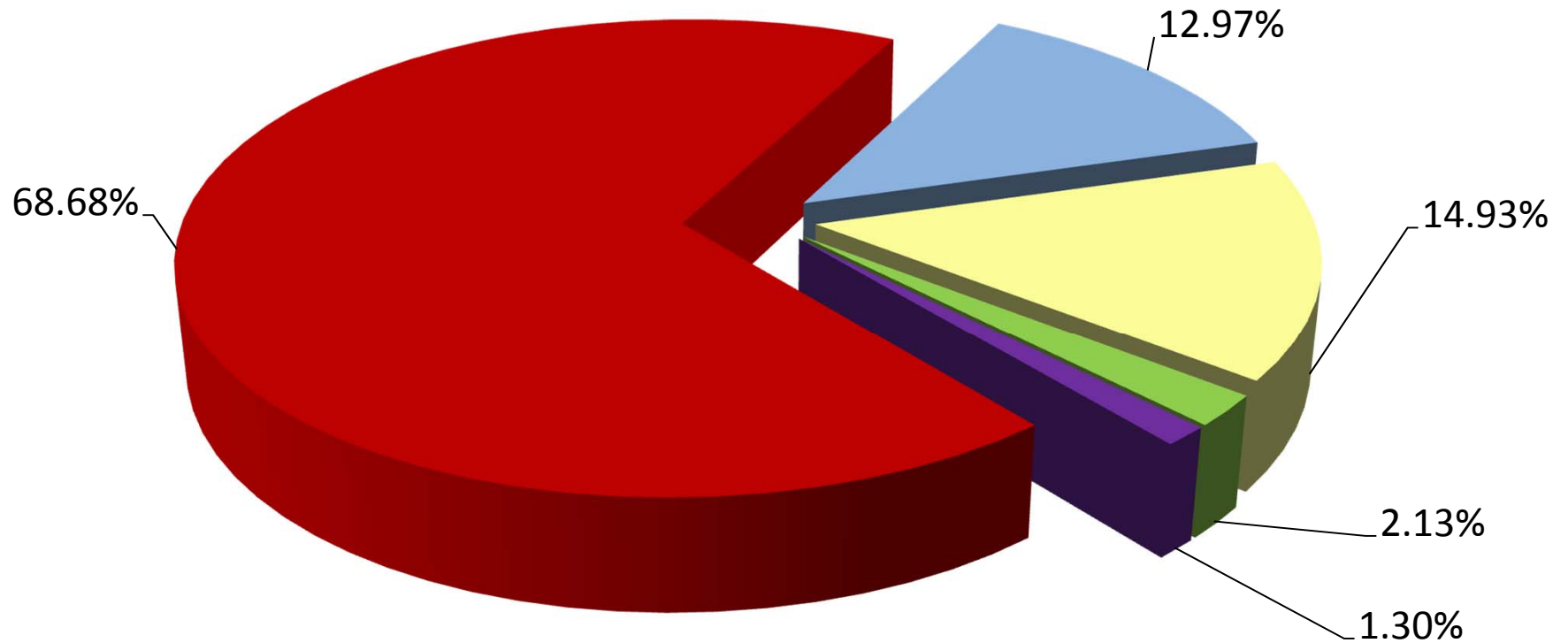
Hunterdon County Tax Collectors

01. Alexandria Township	Donna Griffiths	242 Little York-Mt. Pleasant Rd. Milford, NJ 08848	908-996-7071
02. Bethlehem Township	Alice Anne Pareti	405 Mine Rd., Asbury, NJ 08802	908-735-4107
03. Bloomsbury Borough	Bonnie Fleming	91 Brunswick Ave., Bloomsbury, NJ 08804	908-479-4200
04. Califon Borough	Amy Monahan	36 Academy Street, Califon, NJ 07830	908-832-7850
05. Town of Clinton	Kathy Olsen	43 Leigh Street, P.O. Box 5194, Clinton, NJ 08809	908-735-8616
06. Clinton Township	Patricia Centofanti	1225 Route 31 South, Lebanon, NJ 08833	908-735-5242
07. Delaware Township	Danene Gooding	P.O. Box 500, Sergeantsville, NJ 08557	609-397-3240
08. East Amwell Township	Mary Hyland	1070 Route 202, Ringoes, NJ 08551	908-782-5209
09. Flemington Borough	Rebecca Newman	38 Park Ave., Flemington, NJ 08822	908-782-8840
10. Franklin Township	Ella Ruta	202 Sidney Rd., Pittstown, NJ 08867	908-735-5215
11. Frenchtown Borough	Diane Laudenbach	Boro. Hall, 29 Second St., Frenchtown, NJ 08825	908-996-4524
12. Glen Gardner Borough	Diane Laudenbach	P.O. Box 307, Glen Gardner, NJ 08826	908-537-0084
13. Hampton Borough	Diane Laudenbach	P.O. Box 418, Hampton, NJ 08827	908-537-2728
14. High Bridge Borough	Bonnie Fleming	97 West Main St., High Bridge, NJ 08829	908-638-6455
15. Holland Township	Kay Winzenried	61 Church St., Milford, NJ 08848	908-995-2047
16. Kingwood Township	Diane Laudenbach	P.O. Box 199, Baptistown, NJ 08803	908-996-4276
17. Lambertville City	Cynthia McBride	18 York St., Lambertville, NJ 08530	609-397-0801
18. Lebanon Borough	Danene Gooding	6 High St., Lebanon, NJ 08833	908-236-0620
19. Lebanon Township	Mary Hyland	530 West Hill Rd., Glen Gardner, NJ 08826	908-638-8523
20. Milford Borough	Eloise Hagaman	P.O. Box 507, Milford, NJ 08848	908-995-4323
21. Raritan Township	Sharon Brown	One Municipal Dr., Flemington, NJ 08822	908-806-8261
22. Readington Township	Michael Balogh	509 Route 523, White House Station, NJ 08889	908-534-9761
23. Stockton Borough	Donna Griffiths	P.O. Box M, Stockton, NJ 08559	609-397-0070
24. Tewksbury Township	Marie Kenia	169 Old Turnpike Rd., Califon, NJ 07830	908-439-0022
25. Union Township	Colleen Dolan	140 Perryville Rd., Hampton, NJ 08827	908-735-8027
26. West Amwell Township	Mary Hyland	150 Rocktown Rd., Lambertville, NJ 08530	609-397-2058

Hunterdon County Tax Assessors

01. Alexandria Township	Eloise Hagaman	242 Little York-Mt. Pleasant, Milford, NJ 08848	908-996-7071
02. Bethlehem Township	Eloise Hagaman	405 Mine Rd., Asbury, NJ 08802	908-735-4107
03. Bloomsbury Borough	Eloise Hagaman	91 Brunswick Ave., Bloomsbury, NJ 08804	908-479-4200
04. Califon Borough	Eloise Hagaman	P.O. Box 368, Califon, NJ 07830	908-832-7850
05. Town of Clinton	Fran Kuczynski	P.O. Box 5194, Clinton, NJ 08809	908-735-8616
06. Clinton Township	Jeff Ward	1225 Route 31 South, Lebanon, NJ 08833	908-735-2053
07. Delaware Township	Michelle Trivigno	P.O. Box 500, Sergeantsville, NJ 08557	609-397-3240
08. East Amwell Township	Marianne Busher	1070 Route 202, Ringoes, NJ 08551	908-782-8536
09. Flemington Borough	Edward Kerwin	38 Park Ave., Flemington, NJ 08822	908-782-8840
10. Franklin Township	Jeff Ward	202 Sidney Rd., Pittstown, NJ 08867	908-735-5215
11. Frenchtown Borough	David Gill	Boro. Hall, 29 Second St., Frenchtown, NJ 08825	609-466-1878
12. Glen Gardner Borough	Michelle Trivigno	P.O. Box 307, Glen Gardner, NJ 08826	908-507-9737
13. Hampton Borough	Robert Vance	P.O. Box 418, Hampton, NJ 08827	908-537-2329
14. High Bridge Borough	Anna Maria Obiedzinski	71 Main St., High Bridge, NJ 08829	908-638-6455
15. Holland Township	Michelle Trivigno	61 Church St., Milford, NJ 08848	908-995-4830
16. Kingwood Township	David Gill	P.O. Box 199, Baptistown, NJ 08803	609-466-1878
17. Lambertville City	Rick Carmosino	18 York St., Lambertville, NJ 08530	609-397-0801
18. Lebanon Borough	Jeff Burd	6 High St., Lebanon, NJ 08833	609-638-3151
19. Lebanon Township	Laura Whitaker	530 West Hill Rd., Glen Gardner, NJ 08826	908-638-8523
20. Milford Borough	David Gill	P.O. Box 507, Milford, NJ 08848	609-466-1878
21. Raritan Township	Marianne Busher	One Municipal Dr., Flemington, NJ 08822	908-806-6933
22. Readington Township	Laura Whitaker	509 Route 523, White House Station, NJ 08889	908-534-9715
23. Stockton Borough	Michelle Trivigno	P.O. Box M, Stockton, NJ 08559	609-397-0070
24. Tewksbury Township	Ann Marie Obiedzinski	169 Old Turnpike Rd., Califon, NJ 07830	908-439-0022
25. Union Township	Michelle Trivigno	140 Perryville Rd., Hampton, NJ 08827	908-735-8027
26. West Amwell Township	David Gill	150 Rocktown Rd., Lambertville, NJ 08530	609-466-1878

Hunterdon County 2017 Tax Levy Breakdown



■ Schools ■ County ■ Municipal ■ Open Space ■ Libraries