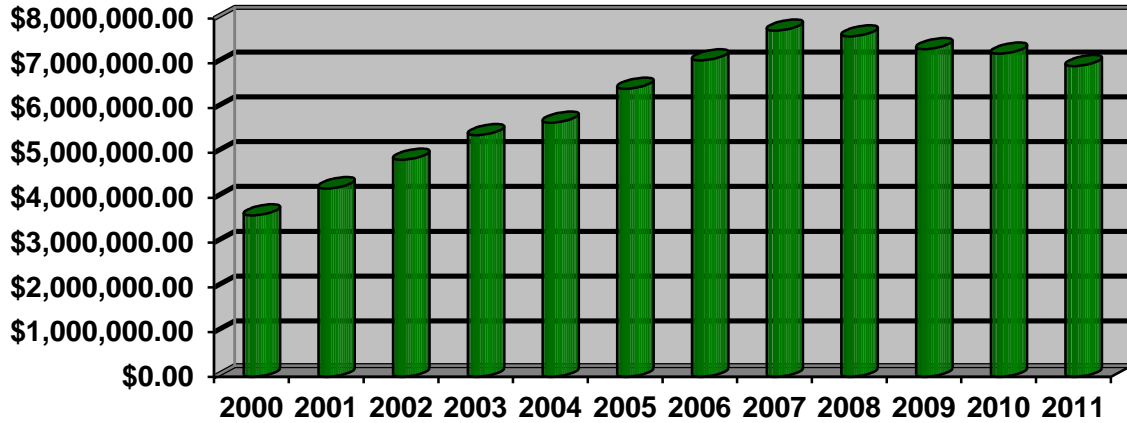
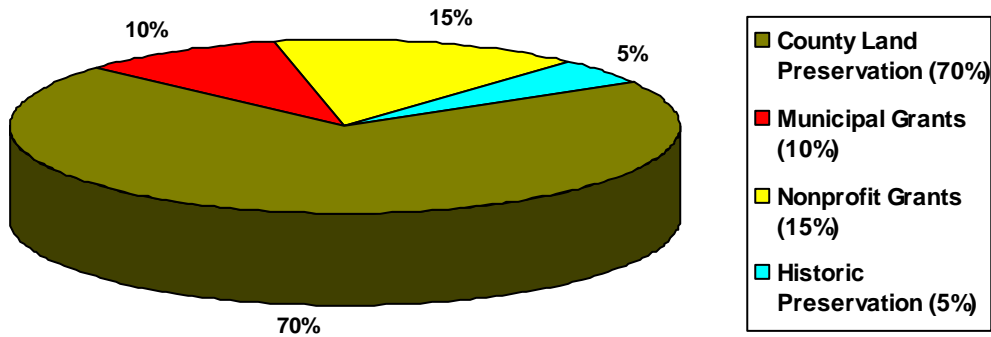


HUNTERDON COUNTY OPEN SPACE, RECREATION, FARMLAND PRESERVATION AND HISTORIC TRUST FUND

ANNUAL COUNTY TRUST FUND REVENUE

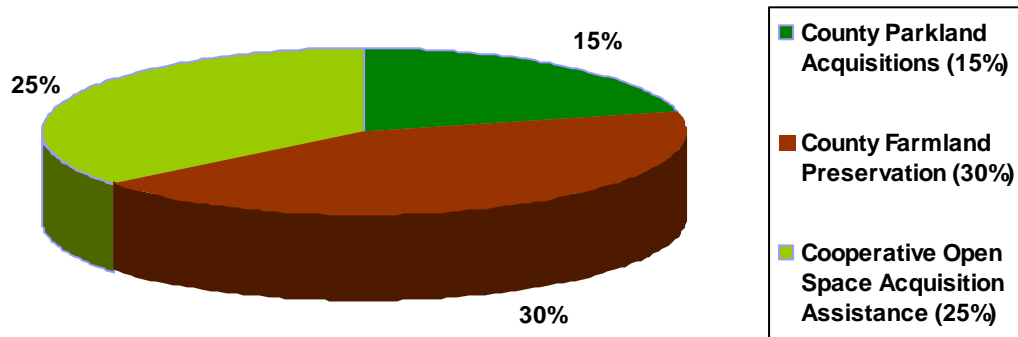


ALLOCATION & DISTRIBUTION OF HUNTERDON COUNTY TRUST FUNDS *



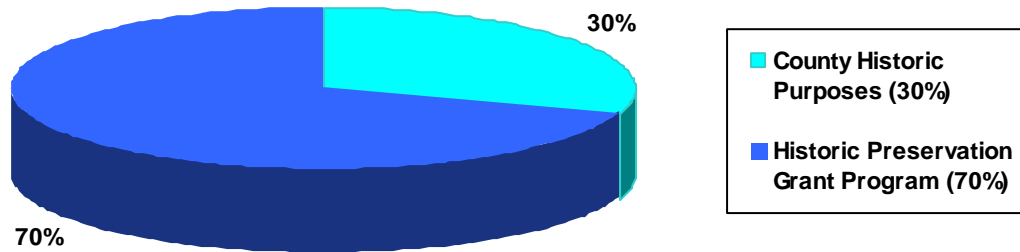
* Beginning 2010

(70%) APPORTIONMENT FOR COUNTY LAND PRESERVATION PROGRAMS *



* Excludes Historic Preservation

(5%) APPORTIONMENT OF HISTORIC PRESERVATION ALLOCATION



** New Program*

AMOUNTS AND DISTRIBUTIONS FROM COUNTY QUESTIONS (3)

*Third Question
1/1/2010 --*

YEAR COLLECTED	FY 2010	FY 2011	FY 2012		
Annual Total Revenue	<u>\$7,209,757.19</u>	<u>\$6,934,682.34</u>			
Municipal Allocation	<u>\$ 720,975.76</u>	<u>\$ 693,468.24</u>			
Percentage	10%	10%			
Yr. Allocated	CY 2011	CY 2012			
Nonprofit Allocation	<u>\$ 1,081,463.60</u>	<u>\$1,040,202.37</u>			
Percentage	15%	15%			
Yr. Allocated	CY 2011	CY 2012			
COUNTY APPORTIONMENT					
Historic Preservation	<u>\$ 360,487.87</u>	<u>\$ 346,734.13</u>			
Percentage	5%	5%			
Land Preservation	<u>\$4,900,000.00</u>	<u>\$4,854,277.60</u>			
Percentage	70%	70%			
2010 County Budget	CY 2010	CY 2012			

FY 2011 APPORTIONED DISTRIBUTION OF HISTORIC PRESERVATION ALLOCATION:

- 30% COUNTY OWNED HISTORIC PURPOSES (\$104,005.24)**
- 70% HISTORIC PRESERVATION GRANT ALLOCATION (\$242,678.89)**

FY 2011 APPORTIONED DISTRIBUTION OF LAND PRESERVATION ALLOCATION:

- 30% COUNTY FARMLAND PRESERVATION (\$2,080,104.73)**
 - 40% COUNTY PARKLAND & OPEN SPACE ACQUISITIONS (\$2,773,472.98)**
- APPORTIONMENT FOR PARKLAND & OPEN SPACE:**
- 15% COUNTY PARKLAND ACQUISITIONS (\$1,040,052.27)**
 - 25% COUNTY COOPERATIVE OPEN SPACE ASSISTANCE (\$1,733,420.61)**

Second Question
 1/1/2005 --
 12/31/2009

YEAR COLLECTED	FY 2005	FY 2006	FY 2007	FY 2008	FY 2009
Annual Total Revenue	<u>\$6,431,116.92</u>	<u>\$7,060,208.09</u>	<u>\$7,726,713.00</u>	<u>\$7,597,132.35</u>	<u>\$7,313,347.59</u>
Municipal Allocation	<u>\$ 964,667.52</u>	<u>\$1,059,031.24</u>	<u>\$1,159,006.97</u>	<u>\$1,139,569.85</u>	<u>\$1,097,002.14</u>
Percentage Yr. Allocated	15% CY 2006	15% CY 2007	15% CY 2008	15% CY 2009	15% CY 2010
Nonprofit Allocation	<u>\$ 964,667.52</u>	<u>\$1,059,031.24</u>	<u>\$1,159,006.97</u>	<u>\$1,139,569.85</u>	<u>\$1,097,002.14</u>
Percentage Yr. Allocated	15% CY 2006	15% CY 2007	15% CY 2008	15% CY 2009	15% CY 2010
COUNTY APPORTIONMENT					
Historic Preservation	<u>\$ 643,111.69</u>	<u>\$ 706,020.81</u>	<u>\$ 772,671.33</u>	<u>\$ 759,713.24</u>	<u>\$ 731,334.76</u>
Percentage	10%	10%	10%	10%	10%
Land Preservation	<u>\$3,858,670.19</u>	<u>\$4,236,124.80</u>	<u>\$4,636,027.73</u>	<u>\$4,558,279.41</u>	<u>\$4,388,008.55</u>
Percentage	60%	60%	60%	60%	60%

HISTORIC PRESERVATION APPORTIONMENT-AMOUNT: COUNTY OWNED PURPOSES ONLY
 COUNTY APPORTIONMENT-AMOUNT FOR LAND PRESERVATION:
 30% COUNTY FARMLAND PRESERVATION
 30% COUNTY PARKLAND & OPEN SPACE ACQUISITIONS

First Question
 1/1/2000 --
 12/31/2004

YEAR COLLECTED	FY 2000	FY 2001	FY 2002	FY 2003	FY 2004
Annual Total Revenue	<u>\$3,601,804.75</u>	<u>\$4,206,883.63</u>	<u>\$4,842,005.20</u>	<u>\$5,391,636.77</u>	<u>\$5,676,085.37</u>
Municipal Allocation	<u>\$ 360,180.49</u>	<u>\$ 420,688.37</u>	<u>\$ 484,200.53</u>	<u>\$ 539,163.70</u>	<u>\$ 567,608.57</u>
Percentage Yr. Allocated	10% CY 2001	10% CY 2002	10% CY 2003	10% CY 2004	10% CY 2005
Nonprofit Allocation	<u>\$ 360,180.49</u>	<u>\$ 420,688.37</u>	<u>\$ 484,200.53</u>	<u>\$ 539,163.70</u>	<u>\$ 567,608.57</u>
Percentage Yr. Allocated	10% CY 2001	10% CY 2002	10% CY 2003	10% CY 2004	10% CY 2005
COUNTY APPORTIONMENT					
Historic Preservation	<u>\$ 360,180.49</u>	<u>\$ 420,688.37</u>	<u>\$ 484,200.53</u>	<u>\$ 539,163.70</u>	<u>\$ 567,608.57</u>
Percentage	10%	10%	10%	10%	10%
Land Preservation	<u>\$2,521,263.28</u>	<u>\$2,944,818.52</u>	<u>\$3,389,403.61</u>	<u>\$3,774,145.67</u>	<u>\$3,973,259.66</u>
Percentage	70%	70%	70%	70%	70%

HISTORIC PRESERVATION APPORTIONMENT-AMOUNT: COUNTY OWNED PURPOSES ONLY
 COUNTY APPORTIONMENT-AMOUNT FOR LAND PRESERVATION:
 35% COUNTY FARMLAND PRESERVATION

35% COUNTY PARKLAND & OPEN SPACE ACQUISITIONS