

THIS BALLOT CANNOT BE VOTED. IT IS A SAMPLE OF THE OFFICIAL SPECIAL PRIMARY ELECTION FOR U.S. SENATE BALLOT USED IN THE VOTING MACHINES ON ELECTION DAY.

Mary H. Melfi
Mary H. Melfi
Hunterdon County Clerk

OFFICIAL SAMPLE BALLOT

SPECIAL PRIMARY ELECTION FOR U.S. SENATE


Bethlehem Township • Hunterdon County, New Jersey
Tuesday, August 13, 2013

OFFICE TITLE	U.S. SENATE One (1) Year Unexpired Term Vote for One (1)
REPUBLICAN	STEVEN M. LONEGAN Hunterdon County Regular Republican Organization <input type="checkbox"/>
REPUBLICAN	ALIETA ECK Citizen Candidate— Real Hope <input type="checkbox"/>
WRITE-IN	<input type="checkbox"/>

OFFICE TITLE	U.S. SENATE One (1) Year Unexpired Term Vote for One (1)
DEMOCRATIC	FRANK PALLONE JR. Democrat for U.S. Senate <input type="checkbox"/>
DEMOCRATIC	CORY BOOKER Hunterdon County Democrats 2013 <input type="checkbox"/>
DEMOCRATIC	SHEILA Y. OLIVER <input type="checkbox"/>
DEMOCRATIC	RUSH HOLT Teacher, Scientist, Progressive <input type="checkbox"/>
WRITE-IN	<input type="checkbox"/>

TO RECORD YOUR VOTE
DO NOT PRESS THE 'CAST VOTE' BUTTON UNTIL YOU
HAVE MADE ALL DESIRED SELECTIONS
CAST VOTE
BUTTON
▼

INSTRUCTIONS FOR VOTING

- 1 PRESS THE ■ BUTTON TO THE RIGHT OF THE CANDIDATE OF YOUR CHOICE; A **GREEN ARROW** WILL APPEAR SIGNIFYING YOUR SELECTION.
- 2 **TO CHANGE ANY SELECTION**, PRESS THE ■ BUTTON AGAIN. THE **GREEN ARROW** WILL DISAPPEAR AND YOU MAY MAKE A NEW SELECTION.
- 3 AFTER YOU HAVE COMPLETED ALL YOUR SELECTIONS, THEN PRESS THE  BUTTON LOCATED IN THE LOWER RIGHT HAND CORNER OF THE MACHINE. THIS ELECTRONICALLY RECORDS ALL YOUR VOTES.
- 4 PART THE CURTAINS AND EXIT THE VOTING BOOTH.

WARNING that an improperly cast write-in vote will be void and not counted. When choosing a **personal choice (write-in)**, whatever **office** you choose to put in a personal choice for, that is the only office to which the vote will be counted. Any improperly cast vote will not be counted. Please read the face of the ballot carefully before taking this option. Should you have any questions regarding the personal choice, please ask the district board worker before entering the voting booth.

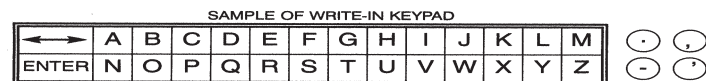
PERSONAL CHOICE (WRITE-IN) INSTRUCTIONS

- 1 UPON ENTERING THE VOTING BOOTH, LOCATE THE OFFICE YOU WISH TO VOTE FOR (OFFICES WILL BE LISTED AT THE TOP OF THE BALLOT) AND FOLLOW THIS COLUMN DOWN TO THE PERSONAL CHOICE COLUMN AND PRESS THE BUTTON.
- 2 A GREEN "←" ARROW WILL BEGIN TO FLASH. (NOTE: THE "←" WILL CONTINUE TO FLASH UNTIL THE WRITE-IN IS COMPLETED).
- 3 AT THE BOTTOM OF THE BALLOT IS THE MAROON WRITE-IN PAD, WHICH IS APPROXIMATELY WAIST HIGH. TYPE IN THE FIRST NAME OF THE CANDIDATE FOR WHOM YOU WISH TO VOTE, USE THE ARROW KEY FOR THE SPACE, AND THEN TYPE IN THE LAST NAME. NOW PRESS "ENTER" WHICH IS LOCATED ON THE PAD.

IF AN ERROR ON THE WRITE-IN IS MADE—BEFORE YOU PRESS ENTER ON THE WRITE-IN KEYPAD—PRESS THE ARROW KEY TO THE LEFT UNTIL THE ERROR IS CLEARED AND THEN RE-TYPE THE NAME. TO MAKE A SPACE—PRESS THE ARROW KEY TO THE RIGHT.

AFTER YOU HAVE COMPLETED VOTING THE ENTIRE BALLOT, PRESS THE ORANGE "CAST VOTE" BUTTON LOCATED ON YOUR LOWER RIGHT-HAND SIDE.

DO NOT PRESS THE CAST VOTE BUTTON UNTIL YOU ARE SURE YOU ARE FINISHED VOTING.



BETHELHEM TOWNSHIP



VOTERS! ATTENTION!

Familiarize yourselves with this ballot and instructions. It will assist you in voting, and save you time on Election Day.

IMPORTANT!

All voters who can, should vote early in the day and thus avoid possibility of congestion and inconvenience to themselves and others near the close of the polls.

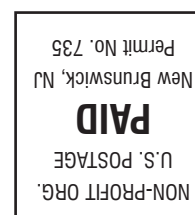
POLLS OPEN BETWEEN 6 A.M. AND 8 P.M.

This is a Primary Election. Therefore you are confined legally to a choice of candidates for nomination within your own political party. The machine is so adjusted as to comply with the law, and will not permit you to vote in the primaries of more than one party.

Mail-in ballots are available, in person, at the County Clerk's Office located at 71 Main Street, Flemington Monday through Friday 8:30 a.m. to 4:30 p.m. until the deadline of 3:00 p.m. on the Monday before the Primary Election Day. Special hours on Thursday, August 8th until 7:00 p.m. and Saturday, August 10th from 9:00 a.m. until 1:00 p.m.

You may authorize a messenger to appear at the County Clerk's Office with your completed Application for Vote by Mail Ballot.

Please call 908-788-1214 for more Mail-in Ballot information.



OFFICIAL SPECIAL PRIMARY ELECTION
FOR U.S. SENATE
SAMPLE BALLOT
If not delivered within
two days return to:
COUNTY BOARD OF ELECTIONS
Flemington, New Jersey 08822
RETURN SERVICE REQUESTED
DO NOT FORWARD